




IM8000 FAMILY OF HD CAMERAS

True HD 3MOS Camera Heads

Designed to work with CONMED's IM8000 Camera Console, all of CONMED's True HD Camera Heads feature the latest 3MOS chip technology. Delivers improved resolution and a 20 percent increase in light sensitivity¹ for greater visibility of the surgical site and an enhanced view of critical anatomical structures.




D4000
ARTHROSCOPIC RESECTION



Y-KNOT® RC
ALL-SUTURE ANCHOR



DRSHD™ 1080P
IMAGE MANAGEMENT SOLUTION



To learn more about these and other innovative products, call **800-448-6506** or visit **ConMed.com**.

¹W41-248-004 and J02944-136 Technical Spec Comparison

ADVANCED
VISUALIZATION

Three Camera Head Choices

IM8120 Eyecup

As CONMED's most popular camera head, these are used in multi-specialty procedures and connect to industry standard Eyecup scopes, used for Laparoscopy, Arthroscopy, ENT, GYN and Thoracic.

IM8121 Cartridge

As CONMED's Proprietary IP, designed for a fog-free camera experience with unique scope interface in surgical procedures where fluid destination is required. The low profile design provides an ergonomic user-experience, allowing for scope rotation (posting) to provide optimal surgical views.

NEW IM8123 Urology

CONMED's specialty camera head is ergonomically designed with a free rotating coupler (12 o'clock orientation) and camera head cable 90° to the body with a smaller optical lens for full-circle image on the monitor.

IM8121 Cartridge

Procedures where fluid destination is required.

IM8120 Eyecup

Laparoscopy, Arthroscopy,
ENT, GYN and Thoracic

NEW

NEW: IM8123 Urology

Specialty Camera Head





Features and Benefits

Vivid Visualization

CMOS chip sensors provides increased light sensitivity, crisp resolution and the most natural color spectrum for advanced surgical procedures.

Fully Autoclavable

All three camera heads are designed to be autoclavable, which is the most cost-effective form of sterilization.


Durable Design

For increased durability and reliability, these camera heads feature our proprietary ShockFlex™ prism mounting designed to limit surprises in the OR caused by faulty equipment and ensure a long life span.

ADVANCED
VISUALIZATION



STERILIZATION TRAY




ULTRA-HI DEFINITION
(UHD) LAPAROSCOPES

To schedule an evaluation, contact your local CONMED Sales Representative or visit CONMED.com for more information.



525 French Road, Utica, NY 13502



Product Specifications

I.E.C. 60601-1 Equipment Classification:	Class1: Type CF Applied Parts	Signal to Noise Ratio (SNR):	54 dB Typ
Image Sensor:	3 CMOS sensors	Sensitivity:	15lx@F2.8, 3200K, 12dB Y level > 210mv
Resolution:	1920 x 1080 pixels	Electronic Zoom:	Up to 2:1, controllable by camera head button
Camera Cable Length:	12 ft. (3m)	White Balance:	Automatic, triggered by camera head button or CCU panel
Camera Head Weight:	7.2 oz. (205g) w/o cable		
Camera Head Weight Urology:	9.17 oz. (260g) w/o cable		

Ordering Information

Description	Catalog Number
True HD 3MOS Camera Control Unit	IM8000
Autoclavable True HD 3MOS "Eyecup" Camera Head	IM8120
Autoclavable True HD 3MOS "Cartridge" Camera Head	IM8121
Autoclavable True HD 3MOS "Urology" Camera Head	IM8123
5.5mm std. length "Eyecup" UHD Laparoscopes, 0° / 30° / 45°	UHD5500 / UHD5530 / UHD5544
5.5mm ext. length "Eyecup" UHD Laparoscopes, 0° / 30° / 45°	UHD5500XL / UHD5530XL / UHD5544XL
10mm std. length "Eyecup" UHD Laparoscopes, 0° / 30° / 45°	UHD1000 / UHD1030 / UHD1044
10mm ext. length "Eyecup" UHD Laparoscopes, 0° / 30° / 45°	UHD1000XL / UHD1030XL / UHD1044XL
Direct LED Light Source	LS8000
Video Extended Length Tray	VP1003
Video Tray (Single Level)	VP1005
Video Arthroscope Tray	VP1006
Video Laparoscope Tray	VP1007

advancedvisualization.conmed.com

Local 727-392-6464
Toll Free 1-800-237-0169

ConMed.com
customer_service@conmed.com